



S H A L I M A R
ONEWORLD

VISTA

— THE WORLD WITHIN REACH —

The comforts
of the World

WITHIN REACH



The luxuries
of the World

WITHIN REACH



The home
of your dreams

WITHIN REACH



A young couple is shown in profile, looking out a large window. The woman is in the foreground, smiling, with her arms crossed over her chest. The man is behind her, also smiling, with his arms around her. They are both looking out at a bright, sunny day with green trees visible through the window. The scene is warm and romantic.

THE WORLD. WITHIN REACH.



SHALIMAR
ONEWORLD
VISTA





Vista by the Shalimar Group.

Located in Shalimar's signature township, OneWorld – the 212 acre 'City Of Dreams', Vista sets the new paradigm for approachable luxury residences in Lucknow. A part of Lake District, the most exclusive residential precinct in OneWorld, a residence in Vista isn't just your home, it's an entire city.



Seven majestic towers and a life like no other.

Vista is a collection of seven stately towers which present one of the finest neighbourhoods to live in. Life in Vista is much more than just a comfortable life, it's the Vista life. A refined new experience. A life enveloped in nature, with abundant facilities, all necessities and warm luxuries.



The finest 2 and
3 bedroom residences.

The perfect initiation to a life of luxury, Vista's splendid two and three bedroom residences come with tasteful interiors, space and contentment for the entire family.



VISTA
LIFE.

A modern high-rise apartment building at dusk. In the foreground, there is a swimming pool with several people swimming. To the left of the pool is a wooden deck with a pergola structure covered in vines and flowers. A woman in a black dress stands on the deck. To the right of the pool is a large, illuminated glass-enclosed lounge area with a white sofa and a person sitting on it. The building in the background has many lit windows, and the sky is a mix of blue and purple.

A life of comforts and conveniences.

Besides having easy access to all the facilities of OneWorld, Vista has a host of services with exclusive access for residents of the seven towers of Vista. From a choice of recreational and sports facilities, to kids' zones and community centres and a range of safety features to a landscaped central park.

AMENITIES & FACILITIES




 Vista Clubhouse



 Gymnasium



 Leisure & Kids' Pool



 Central Park



 Water Features



 Kids' Play Area



 Multipurpose Community Hall




 Landscaped Jogging Track



 Sit-out Areas & Gazebos



 Double Height Lobbies In Every Tower



 Safety & Security Assurance



 24 Hour Power Back-up



VISTA
HOMES.



The luxury of choice and
promise of quality.

Vista homes come in a range of layouts and sizes to ensure you get the space of your dreams just as you desire. And every home comes with the assurance of world-class quality, best fittings and an impeccable finish.







SPECIFICATIONS

PROPOSED SPECIFICATIONS FOR ALL UNITS OF VISTA.

STRUCTURE		TOILETS		KITCHEN		DOORS	
Structure designed for the highest seismic considerations for the zone as stipulated by the BIS code and for better safety.		<ul style="list-style-type: none">Flooring: Antiskid Ceramic tilesWall Finishes: Ceramic wall tiles upto dado level (approx. 2400 mm)Ceiling Finishes: Oil bound distemper with false ceilingCounter: GraniteSanitary Ware: Premium quality range		<ul style="list-style-type: none">Flooring / Skirting: Antiskid ceramic tilesWall Finishes: Tiles up to 600 mm above counter and acrylic emulsion paint in the balance areaCeiling: Oil bound distemper with part false ceilingCounter: Granite / Marble top with stainless steel sink		<ul style="list-style-type: none">Door Frame: Seasoned hard wood frameMain Door: Paneled doorBedroom Doors: Masonite / Flush doorToilet / Kitchen Door: Masonite / Flush door	
FOUNDATION		BALCONIES		CP. FITTING AND ACCESSORIES		WINDOW / GLAZING	
Reinforced concrete footings & columns.		<ul style="list-style-type: none">Flooring Tiles: Antiskid ceramic tilesWall Finishes: Exterior grade paint on plasterCeiling Finishes: Exterior grade paint on plasterRailings: M.S railing		Jaguar / Grohe / Kohler or Equivalent single lever fitting in all toilets. Provision for installation of geysers.		UPVC frame with clear glass.	
ALL BEDROOMS		STAIRCASE		LIFT LOBBY		EXTERNAL WALL FINISHED	
<ul style="list-style-type: none">Floorings / Skirting: Vitrified tiles / laminated wooden flooringWall Finishes: Acrylic emulsion on POP punningCeiling: Oil bound distemper		<ul style="list-style-type: none">Flooring: Kota Stone / Indian StoneRailing: Painted M.S railingWall Finishes: Oil bound distemper on plaster		<ul style="list-style-type: none">Flooring: Granite / MarbleWall Finishes: Granite / Marble up to 2100 mm on lift side wall and acrylic emulsion paint in balance areaCeiling: Acrylic emulsion paint		Exterior grade paint from reputed makes and brands.	
LIVING/ DINING ROOM		COMMON PASSAGE		ELECTRICAL WIRING AND INSTALLATIONS			
<ul style="list-style-type: none">Flooring / Skirting: Superior quality vitrified tilesWall Finishes: Acrylic emulsion on POP punningCeiling: Oil bound distemper		<ul style="list-style-type: none">Flooring: Granite / Indian marbleWall Finishes: Acrylic emulsion paintCeiling Finishes: Acrylic emulsion paint		<ul style="list-style-type: none">Fixtures & Fittings: ISI mark switches / sockets, distribution boxes and circuit breakers from standard makes and brandsWiring: ISI mark concealed conduits with copper wirePlumbing: ISI mark CPVC water supply pipes with standard valves and accessoriesSecurity System: CCTV surveillance, EPABX			

PSITE PLAN



-  TYPE A - 3 BHK with maid's room (1800 sq. ft.)
-  TYPE B - 3 BHK (1700 sq.ft.)
-  TYPE C - 2 BHK (1250 sq. ft.)
-  TYPE D - 2 BHK with study room (1400 sq. ft.)
-  TYPE E - 2 BHK (1300 sq. ft.)
-  TYPE F - 3 BHK with maid's room (1830 sq. ft.)



P FLOOR PLAN



3 BHK TYPE A (with maid's room)
Super Area: 1800 sq. ft. | 1 sq. mt = 10.764 sq. ft.

P FLOOR PLAN



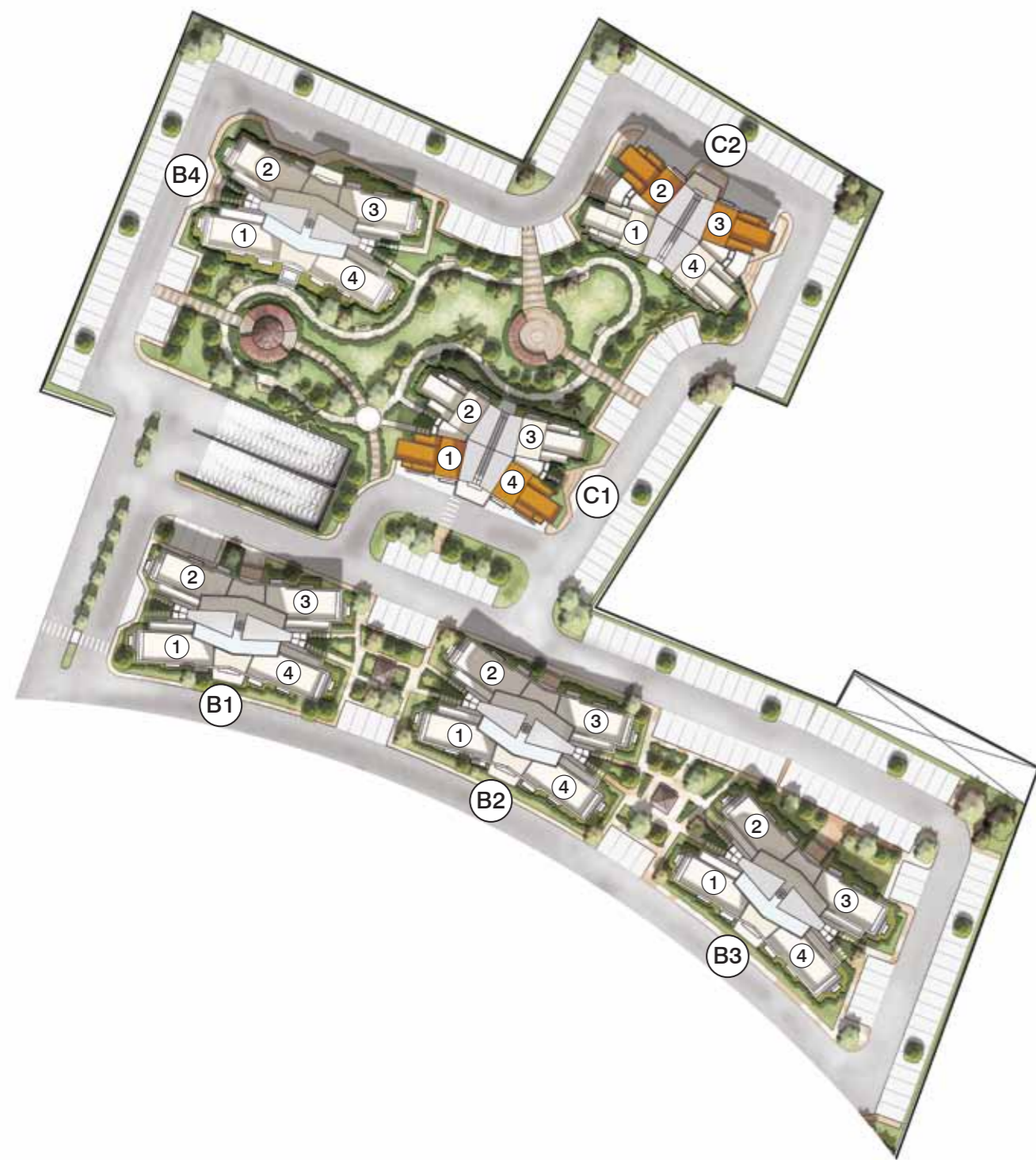
3 BHK TYPE B

Super Area: 1700 sq. ft. | 1 sq. mt = 10.764 sq. ft.

P FLOOR PLAN



P FLOOR PLAN



2 BHK TYPE D (with study room)

Super Area: 1400 sq. ft. | 1 sq. mt = 10.764 sq. ft.

P FLOOR PLAN



2 BHK TYPE E

Super Area: 1300 sq. ft. | 1 sq. mt = 10.764 sq. ft.

P FLOOR PLAN





VISTA^{BY} SHALIMAR.

THE GROUP LEGACY



The Shalimar Group.

Established in 1985 and having developed nearly 6 million sq. ft. of residential & commercial spaces, the Shalimar Group is a diversified conglomerate headquartered in Lucknow. The Group's footprint spans across sectors such as Real Estate, Property Management, various Allied Services, Civil Construction, Imports & Exports and Glass Processing.

Built on the cornerstones of Knowledge, Efficient Management & Transparency, the Group's mission is to provide world class products & services in each of its areas of operations through the tenets of Experience & Expertise.

With upcoming projects of over 15 million sq. ft. area across major cities of UP and Delhi+NCR and a dedicated team of over 750 personnel, Shalimar Group is poised to become one of India's leading developers and its signature township, OneWorld is a big leap forward in this direction!

OUR LEGACY

TOWNSHIP



SHALIMAR MANNAT



GARDEN BAY



SHALIMAR PARADISE

CORPORATE



SHALIMAR
ELLDEE PLAZA



SHALIMAR STAR



SHALIMAR TITANIUM



SHALIMAR TCS
BUILDING



SHALIMAR LOGIX



SHALIMAR MALL,
LUCKNOW



SHALIMAR SQUARE



SHALIMAR TOWER



CORAL MALL,
JALANDHAR

RESIDENTIAL



SHALIMAR
APARTMENTS



SHALIMAR COURTYARD



SHALIMAR ROYALE




SHALIMAR GRAND



SHALIMAR NEST, DELHI



SHALIMAR HOMES



SHALIMAR HEIGHTS



SHALIMAR IMPERIAL



SHALIMAR GALLANT



SHALIMAR RETREAT,
DELHI



SHALIMAR ESTATE



SHALIMAR EMERALD



SHALIMAR DWELLING



SHALIMAR MEADOWS



IBIZA TOWN, NCR



Shalimar Corp Limited, Titanium, Shalimar Corporate Park, Vibhuti Khand, Gomti Nagar, Lucknow-226010

E: sales@shalimar.org | **C:** +91 522 4030444 | **W:** shalimarcorp.com